

Evaluation of Wadsworth Fire Department's Pre-incident Planning

By: Robert Lindner
Fire Chief
Wadsworth Fire Department
153 North Lyman Street
Wadsworth, Ohio 44281

A research project submitted to the Ohio Fire Executive Program

19February2019

CERTIFICATION STATEMENT

I hereby certify that the following statements are true:

1. This paper constitutes my own product, that where the language of others is set forth, quotation marks so indicate, and that appropriate credit is given where I have used the language, ideas, expressions, or writings of another.

2. I have affirmed the use of proper spelling and grammar in this document by using the spell and grammar check functions of a word processing software program and correcting the errors as suggested by the program.

Signed: _____

Printed Name: _____

ABSTRACT

The Wadsworth Fire Department's Fire Prevention Bureau changed the way it was staffed. This created a problem of accomplishing tasks that are normally assigned to the fire prevention bureau. The problem that was addressed is the lack of pre-incident plans being completed. This is related to the change in staffing of the prevention bureau.

The purpose of this descriptive research project was to determine if the Wadsworth Fire Department was meeting national standards for pre-incident plans in order to maintain or improve ISO ratings. This was accomplished by reviewing current literature on pre-plans and sending out a survey to other fire departments. The results of the survey helped to answer the following questions: What standards do ISO and NFPA recommend for pre-incident planning? Do other local fire departments complete annual pre-fire plans? Does the Wadsworth Fire Department currently meet ISO's requirements for pre-fire planning?

The results of this research indicated that the Wadsworth Fire Department is not meeting the standards of NFPA and ISO for annual pre-incident planning of buildings along with other departments. This leads to the recommendation of evaluating the staffing of the fire prevention bureau in order to help complete the required pre-incident plans for all buildings within the jurisdiction. Additionally, if the pre-incident plans do not get completed this could potentially lead to a worse ISO rating.

TABLE OF CONTENTS

CERTIFICATION STATEMENT	2
ABSTRACT	2
TABLE OF CONTENTS.....	3
INTRODUCTION	4
Statement of the Problem	4
Purpose of the Study	5
Research Questions	5
BACKGROUND AND SIGNIFICANCE.....	5
LITERATURE REVIEW	7
PROCEDURES	10
Definition of Terms.....	11
Limitations of the Study	11
RESULTS	11
DISCUSSION	13
RECOMMENDATIONS	14
REFERENCES.....	16
APPENDIX 1 – Survey Questions	18
APPENDIX 2 – Survey Results	21

INTRODUCTION

Statement of the Problem

“Gathering information before an emergency is extremely important for the safety of firefighters as well as giving the fire department the best opportunity to perform properly at the scene of an emergency” (Barr & Eversole, 2003). To give firefighters the best chance of mitigating an emergency they need to know as much information about the incident. This information gathering needs to start prior to the actual emergency. With predetermined information available to firefighters, they can use the best strategy and tactics to accomplish the task. The more information that is available on hand will help lead to a more positive outcome.

The Wadsworth Fire Department Fire Prevention Bureau (WFDPB) always handled creating and performing preplans for the city. In 2010, the Wadsworth Fire Department (WFD) changed how the fire prevention bureau was staffed. Since then, the number of preplans and the amount of time spent on preplanning has almost come to a complete standstill. Currently, the WFD has no policy or procedure for conducting fire incident preplans. The lack of preplanning has the potential of causing harm not only to firefighters but the public and the community as well.

The problem that this study addressed is the deficiency of its current pre-fire planning and the effect it has on the departments’ Insurance Service Office (ISO) rating.

Purpose of the Study

The purpose of this study was to determine if the Wadsworth Fire Department's pre-incident planning is meeting the needs of the city to maintain or improve its ISO rating.

Research Questions

The following questions will be answered by this descriptive research:

1. What standards do ISO and NFPA 1620 recommend for pre-fire planning?
2. Do other local fire departments complete annual pre-fire plan inspections?
3. Does the Wadsworth Fire Department currently meet ISO's requirements for pre-fire planning inspections?

BACKGROUND AND SIGNIFICANCE

The WFD is a combination department made up of 14 career and 41 volunteers (paid on call) members. Out of the 14 career members, 11 work a 24/48 hour shift. The other three 40 hour employees work an 8-5 hour work day. The 41 volunteers either work a scheduled shift time or respond back on an all call basis. Within the department we have members that perform as a firefighter, firefighter/EMT, and EMT only. The WFD responds out of two fire stations within the city. The normal staffing is only two personnel at each station. The Chief, Assistant Chief, and the vehicle mechanic work during daytime hours only.

According to the 2010 census, the population for the city and township of Wadsworth was 25,758 within 25 square miles. In 2017 the WFD responded to 2,549 calls for service. Within the city and township the WFD has 808 commercial occupancies.

Prior to 2010, the WFDPB had 2 full time members working 8 hour days Monday through Friday. In 2009 the WFDPB conducted 985 fire safety inspections, which also included site inspections and fire suppression tests, within commercial occupancies. In addition, the WFDPB was also responsible for conducting building preplans.

In 2010 the staffing module of the WFDPB was changed. The 2 full time members were put on 24 hour work shifts. This left no one working the WFDPB on 8 hour work days. The 8 career members of the department that were fire safety inspectors had to perform fire inspections when on shift. In 2017 only 549 fire safety inspections were completed.

From 2009 to 2017 the number of fire and emergency calls increased by 25%. During that same time the number of fire safety inspections completed has declined by 44%. The fire inspectors working on 24 hour work shifts are not able to get safety inspections completed. Since they can't complete safety inspections the preplans have stopped. As the community keeps growing in size, and call volumes increase, the WFDPB is not able to perform the necessary preplans needed for the department. The WFD has only 58 completed preplans, which are not on every fire apparatus. The current preplan books that are kept on the fire apparatus have not been updated for some time. This has the potential of hurting the firefighters, public and the community.

In 2014 the WFD received the public protection classification summary report from ISO. In the report, the WFD only earned 4.54 credits for pre-fire planning inspections out of a possible

total of 12. The WFD's overall ISO score was nine hundredths of a point away from moving down to a lower ISO classification.

The potential impact this study could have on the Wadsworth Fire Department is determining if the staffing module for the fire prevention bureau is adequate. Does the WFDPB need restructuring to meet the demands of the fire prevention duties? What can be done to help improve the city's ISO score on pre-planning?

LITERATURE REVIEW

“To the untrained eye, firefighting operations may seem chaotic. This perception may be perfectly accurate if firefighters have arrived on the scene with no preplanning. It is a grave and sometimes fatal mistake to neglect the work that must be done before an emergency arises. Strategy and tactics are not developed on the fire ground; these should have been established and documented in writing, weeks, months, or even years prior to the event.” (Lloyd & Richardson, 2014)

Cote (2008) stated planning for fires in industrial and commercial facilities increases the confidence and ability of fire service personnel to deal with emergency situations. Cote further states that it increases the potential for saving lives and property. “Pre-fire planning is another key element for fire professionals. Its value cannot be overstated. Without it, firefighters are reduced to just reacting to a fire rather than being prepared for its many potential hazards” (Corbett & Brannigan, 2015).

Thiel & Jennings (2012) described pre-incident planning as the systemic process of inspecting building and complexes, documenting the inspections, and storing the key information in a format that is usable in a timely fashion for managing an incident. According to the

National Fire Protection Association 1620 (2015) they define pre-incident plan as a document developed by gathering general and detailed data that is used by responding personnel in effectively managing emergencies for the protection of occupants, responding personnel, property, and the environment.

Weber (2018) stated Insurance Service Office (ISO) primary focus is to measure the effectiveness of a community's ability to respond to structure fires for insurance purposes. Weber further stated by recognizing the potential effect of improved fire suppression on fire insurance losses can often serve as an objective mechanism that can help recognize communities that choose to maintain and improve their firefighting services. "For maximum credit, pre-fire planning inspections of each commercial, industrial, institutional, and other similar type building (all except 1-4 family dwellings) should be made annually by company members" (ISO, 2014). ISO also described that records of inspections should include up-to date notes and sketches.

Ford (2012) described that code enforcement and pre-fire inspections are more often part of a fire department's prevention activities. Ford further stated this is due to local regulation or ordinance requirements, and the benefit to a community's ISO rating. Ford goes on to state that those departments conducting annual code enforcement inspections receive a higher rating than those that do not, which directly affects the community's property insurance rates.

Robertson (2010) describe the information obtained in a pre-fire planning survey must be available for personnel responding to emergencies. Robertson further stated many firefighters have avoided death and injury because of pre-fire planning programs. Angle (2013) stated the value of pre-incident planning cannot be underscored enough, not only from a safety standpoint, but also from an operational standpoint. Angle continued to state that having pre-incident plans available is like a coach having the playbook at a game.

Barr & Eversole (2003) stated reconnaissance information gathering should be mandatory for all departments, whether they are paid, combination, or volunteer. Loyd & Richardson (2014) described an effective pre-incident planning initiative is a sign of a strong departmental public relations program.

The National Institute for Occupational Safety and Health (NIOSH) conducts firefighter fatality investigation and prevention program. NIOSH report F2007-18 was a report on nine career firefighters that died in rapid fire progression at a commercial furniture showroom in South Carolina. NIOSH recommended that the fire department should conduct pre-incident planning inspections of buildings within their jurisdictions to facilitate development of safe fire ground strategies and tactics.

Galvin (2006) stated if your fire department's pre-fire plans are not all updated, you're not alone. Galvin further stated pre-planning all structures inside a jurisdiction within a short timeframe is undoubtedly the monkey on every fire department's back. Galvin continues to say pre-fire planning still should be a top priority because it will only ensure improvement in the department's ability to make the firefighters' workplace safer. Galvin finishes by stating another big benefit of pre-planning, is that it can lead to an improved ISO rating for a fire department, which translates into lower insurance coverage rates. Rielage (2017) described it is easier to retain a business when the fire department has a proven track record with the business community rather than trying to quantify the advantages provided by a fire department in order to convince a new business to locate within a community.

Weber (2018) stated insurers representing roughly 75 percent of the residential and commercial market (based on premiums) access ISO's public protection classification (PPC) to help inform the underwriting and/or pricing for various insurance coverage's. In general, the

price of insurance in a community with a good PPC will often be lower than in a community with a poor PPC, assuming all other factors are equal.

Cote (2008) stated pre-incident planning is not easy. Cote further stated it takes considerable effort by the fire department to get a pre-incident planning program up and running. Cote also described as the growing demand for an expanding scope of services collides with limited budgets and other resources. Fire departments are faced with much competition for staff time and money. Cote goes on to state no matter what effort it takes, fire departments today literally cannot afford not to pre-incident plan.

PROCEDURES

To begin to answer the questions in this descriptive research project a thorough review of literature and data was done. Wadsworth City past annual reports, inspection reports, pre-fire plans, and ISO reports were reviewed. Further research of past Ohio Fire Executive & Executive Fire Officer research papers were reviewed to see what other past research in this field was already completed. The collection of all the data and literature offered guidance and direction.

After looking at previous data, current standards that exist were determined. The current standards and best practices showed what departments should be doing. This provides a set limit for departments to strive for, meet or exceed.

An electronic survey was sent out to local surrounding fire departments, OFE Alumni, and also to all members of the North East Ohio Fire Chief's Association. The survey asked twelve questions to gain insight into the respondents department. The questions dealt with the type of fire department, pre-fire plans and availability of them, and also the departments ISO ratings.

The survey results were then tabulated and used to compare this author's fire department to other departments. The survey was also used to see if any comparison can be made between the ISO rating and the information of pre-fire plans.

Definition of Term

Pre-Incident Plan. "A document developed by gathering general and detailed data that is used by responding personnel in effectively managing emergencies for the protection of occupants, responding personnel, property, and the environment" (National Fire Protection Association [NFPA], 2015, page 7).

Limitations of the Study

This author found limitations within this study. The author only sent out surveys to fire departments within the State of Ohio. The results only show what is being done within that portion of the State and not throughout the United States. In the surveys that were sent out this author received duplicate responses from departments. Within those duplicate responses this author had different answers for some of the same questions. Another limitation to the study was some of the questions were found to be too broad. Questions 8, 9, 10, and 11 of the survey had many responses in the other category with written explanations. This provided more qualitative results than quantitative data.

RESULTS

The literature review provided the answer to research question one. What are the national standards for pre-fire planning? Two national standards exist that deal with pre-fire planning. NFPA 1620 *Standard for pre-incident planning* defines what a pre-incident plan is. They also

describe when a pre-incident plan should be updated. The other national standard used is ISO. To receive full credit on an ISO report they require pre-fire planning inspections of each commercial, industrial, institutional, and other similar type buildings made annually by company members.

The survey results that this author received back answered research question 2, (Do other local fire departments complete annual pre-fire plan inspections?). The data results showed that 40.95% of fire departments annually complete fire pre-plans. Another 3.81% completed pre-plans semi-annually. 55.24% answered the question with “other”. This “other” category provided this author with a broad range of qualitative results. This author discovered that most fire departments try to complete fire pre-plans, but are limited by either staffing, when changes are made or noted, or as needed. Question 5 (Do you have a pre-fire plan for every commercial business in your jurisdiction) also helped to answer research question 2. The results showed that 58.10% do not have a pre-fire plan of all commercial buildings. Only 41.90% answered yes indicating they currently have a pre-fire plan for all commercial buildings. Those two survey results indicate that not all fire departments complete annual pre-fire plans for all commercial businesses, which is a requirement from ISO for full credit.

Research question 3 (Does the Wadsworth Fire Department currently meet ISO’s requirement for pre-fire planning) was answered by analyzing data from Wadsworth’s annual reports and current pre-plan books. The City of Wadsworth had 808 commercial occupancies in 2016. In 2016 the fire department completed 693 fire safety inspections. The 2016 fire annual report did not indicate any pre-fire plans completed. Review of the completed pre-fire plans on the apparatus and at the fire department indicated only a total of 58 pre-fire plans. This

represents less than 1% of the total occupancies in the community. With only 1% of pre-fire plans completed this does not meet ISO's requirement of annual pre-incident planning.

DISCUSSION

The problem the WFD currently struggles with is not having a formal fire prevention bureau. The staffing model used now is having shift personnel try and complete fire inspections while on duty. With the increase in call volumes this makes it difficult to complete fire inspections let alone fire pre-incident plans. Since 2009 the number of calls increased by 19% while the fire inspections completed decreased 30%. Fire inspections and fire pre-plans are not getting done.

Cote (2008) stated when pre-incident planning is successful, everyone benefits. Cote also goes on to say that a minimized property loss keeps the facility in business, which maintains the tax base for the fire department's budget. Most fire departments struggle with their staffing and budgets. The WFD is like every other department. The need for more funds and staffing has changed how the department operates. The WFD cannot afford not to complete pre-plans. The loss of businesses could further harm the operating budget of the city.

Even though 43% of fire departments surveyed complete fire pre-incident plans at least annually the WFD does not. The fact that the WFD does not complete plans is a concern. The last evaluation by ISO in 2014 gave the department only 4.54 earned credits out of a possible 9. With the department not completing annual pre-plans the earned credits could fall even lower. This could impact the overall ISO score and ultimately the WFD could receive a worse ISO rating. This could raise the insurance rates of the community. With higher insurance rates the community could potentially struggle to fund levies for the fire department.

The other potential impact of not completing fire pre-incident plans is someone getting hurt. The WFD has not had any injuries or deaths because of the lack of pre-plans. This could be only a matter of time. NFPA 1620 (2015) in Annex section B has case history of fires that pre-incident plans were available and others where they were not. In most of the fires that the pre-incident plan was not updated or not available fatalities occurred.

RECOMMENDATIONS

After review of all the informational data from the literature review and the survey results this author would offer the following recommendations for the benefit of not only the Wadsworth Fire Department but for the community as well.

The first item would be to present this research paper to city council, administration and the members of the department. Knowledge is the key. Everyone needs to know the importance of pre-incident plans and the benefits they can provide to not only the firefighters but also the business owners.

The next recommendation would be to have a fire consultant company brought in to study the operations of the WFD. Is the staffing model that is currently being used effective? What should the staffing model look like for a department with the amount of calls and population that exists? By knowing what staffing model you should have, you can set your strategic plan and budget to go in that direction. Determination of how much money it will cost will be needed for future levies.

Consideration of hiring someone to work on pre-incident plans should be a priority. If a full-time staff member cannot be added because of budget, then looking at alternatives such as

interns. An intern, working with the Assistant Chief, can be used to create pre-plans for the department. This could help increase the number of completed plans until staffing is added to the FPB.

Another recommendation would be to have any past and future pre-plans accessible to all members on all apparatus. Electronic pre-plan programs available to purchase should be evaluated for ease of use. Purchasing of a program could be budgeted for. These programs can be installed on IPADS, which are accessible to every apparatus. This would allow all incident commanders the ability to review pre-plans at all emergency scenes.

The WFD must put an effort to accomplishing pre-incident plans for the community. It is a vitally important piece of knowledge that may be called upon at an incident. By having the pre-incident plans completed and on site will allow leaders to make informed decisions. Also by having pre-incident plans will help increase the earned credits for ISO ratings. This could allow the lowering of ISO's public protection class for the department. This will benefit the entire community that the department serves.

REFERENCES

- Angle, J. (2013). *Occupational safety and health in the emergency services* (3rd ed.) Clifton Park, NY: Delmar
- Barr, R. C., & Eversole, J.M (Eds.). (2003). *Fire chiefs handbook* (6th ed.). Tulsa, OK: Penwell Corporation
- Corbett, G. P., & Brannigan, F. L., (2015). *Brannigan's building construction for the fire service* (5th ed.). Burlington, Ma: Jones & Bartlett
- Cote, A. E. (Ed.). (2008). *Fire protection handbook* (20th ed.). Quincy, MA: National Fire Protection Association.
- Ford, T. (2012). *Fire and emergency services safety and survival*. Upper Saddle River, NJ: Pearson
- Galvin, B. (2006). *How pre-fire planning can help improve ISO ratings for fire departments*. Retrieved 12 December 2018 from <https://firehouse.com/tech-comm/article/10502167/how-pre-fire-planning-can-help-improve-iso-ratings-for-fire-departments>
- Insurance Services Office. (2014). *Public protection classification summary report*. Wadsworth Incl., & Wadsworth TS: Marlton, NJ.
- Jones & Bartlett. (2012). *Chief Officer: Principles and Practice*. Burlington, MA., Jones & Bartlett
- Loyd, J. B., & Richardson, J. D., (2014). *Fundamentals of fire and emergency services* (2nd ed.). Upper Saddle River, New Jersey, Pearson
- National Fire Protection Administration. (2015). *Standard for Pre-Incident Planning* (NFPA 1620). Quincy, MA.

- National Institute for Occupational Safety and Health (NIOSH). Report F2007-18 *Nine career firefighters die in rapid fire progression at commercial furniture showroom- South Carolina*. Retrieved January 20, 2019 from <http://www.cdc.gov/niosh/fire/reports/face.html>
- Rielage, R. (2017). *Using ISO rating and accreditation to justify fire service budget*. Retrieved 11 November 2018 from <https://firechief.com/2017/12/04/using-iso-rating-and-accreditation-to-justify-fire-service-budget>
- Robertson, J. (2010) *Introduction to fire prevention* (7th ed.). Boston, Massachusetts, Pearson
- Thiel, A.K, & Jennings, C.R., (2012). *Managing fire and emergency services*, Washington, D.C., ICMA
- U.S. Census Bureau. (2010). *Wadsworth ,Ohio population*. Retrieved 12 January 2019 from <https://census.gov/quickfacts/fact/table/wadsworthcityohio/PST045217>
- Wadsworth Fire Department. (2009-2018). Annual report[s]. Wadsworth, Ohio: City of Wadsworth Fire Department.
- Weber, Tom. (2018, September). What you need to know about ISO's 2018 Public Protection Classification. Retrieved from <https://www.firerescue1.com/fire-suppression/articles/391600018>

APPENDIX 1 – SURVEY QUESTIONS

Question 1: Name of your Fire Department

Questions 2: What type of fire department staffing do you have?

Full Time

Combination

Volunteer/Part Paid

Other (please specify)

Question 3: What type of community do you provide fire protection for?

City

Township

Both

Other (please specify)

Question 4: Number of members on the department?

Less than 10

11-50

51-100

Over 100

Question 5:

Do you have pre-fire plans for every commercial business in your jurisdiction?

Yes

No

Question 6: How many commercial businesses do you have in your jurisdiction?

Less than 100

101-500

501-1,000

Over 1,000

Question 7: How are your pre-plans available to members?

Hard copy

Electronic

Unknown

Not available

Question 8: How often are fire pre-plans completed?

Semi-annually

Annually

Other (please specify)

Question 9: Who completes your fire pre-plans?

Fire Inspector/Marshal

Engine Company

Other (please specify)

Question 10: How often are your pre-plans reviewed?

Semi-annually

Annually

Other (please specify)

Question 11: Who reviews your fire pre-plans?

Fire inspector/Marshal

Fire Officer

Firefighter

Other (please specify)

Question 12: Do you have a split ISO class?

Yes

No

Unknown

Question 13: What is your ISO class rating?

APPENDIX 2 – SURVEY RESULTS**QUESTION #1 Name of your department?**

- . 1 Avon Fire Department
- . 2 Valley City Fire Dept.
- . 3 Rome Fire Dept.
- . 4 Lakewood
- . 5 Garfield Height Fire Department
- . 6 Streetsboro Fire Department
- . 7 Woodmere Fire, Rescue & Emergency Medical Service
- . 8 Seville Guilford Fire and EMS
- . 9 North Royalton Fire Department
- . 10 Berea Fire
- . 11 Howland Township
- . 12 Brunswick Hills Twp FD
- . 13 City of Cleveland Heights
- . 14 Solon Fire Rescue
- . 15 Highland Heights
- . 16 Strongsville
- . 17 Independence Fire Dept.
- . 18 Bedford Heights Division of Fire
- . 19 Twinsburg Fire Department
- . 20 UNIVERSITY HEIGHTS FIRE DEPT.
- . 21 Highland Heights Fire Department

- . 22 Amherst
- . 23 Fairport Harbor
- . 24 Perry twp. Fire Dept.
- . 25 East cleveland
- . 26 Mayfield Heights Fire Dept.
- . 27 Prairie Twp. Fire Dept.
- . 28 Pleasant Valley Joint Fire District
- . 29 Cardinal Joint Fire District
- . 30 Truro Township
- . 31 Cuyahoga Falls
- . 32 North Ridgeville Division of Fire
- . 33 Fairfield Fire
- . 34 Greentown Fire Department
- . 35 Washington Township FD, Dublin Ohio
- . 36 Eastlake Fire Department
- . 37 Fairlawn
- . 38 Town & Country Fire District
- . 39 Fairfield Township Fire Department
- . 40 Fairlawn Fire Department
- . 41 Cuyahoga Falls Fire Department
- . 42 Miami Twp Fire & EMS
- . 43 Northfield Village
- . 44 Ravenna City Fire Department
- . 45 Stow Fire Department
- . 46 Springfield Township

- . 47 Miami Twp Fire and EMS
- . 48 Canaan Township Fire Dept.
- . 49 Clearcreek Fire District
- . 50 Stow Fire Department
- . 51 Copley Fire
- . 52 Copley Fire Department
- . 53 City of Vandalia Division of Fire
- . 54 Chippewa Township Fire Department
- . 55 Ross Township Fire Department
- . 56 Pleasant Township Fire
- . 57 Wooster Township Fire Department
- . 58 Bazetta Township Fire Department
- . 59 Paint Township Fire and Rescue
- . 60 Chillicothe Fire Department
- . 61 Rocky River Fire Department
- . 62 Defiance Fire and Rescue
- . 63 Kent Fire Department
- . 64 BST&G Fire District
- . 65 Orrville Fire Department
- . 66 Hamilton Fire Department
- . 67 Bath Fire Department
- . 68 Solon Fire Rescue
- . 69 Streetsboro
- . 70 Sterling Fire District
- . 71 South Central Fire district

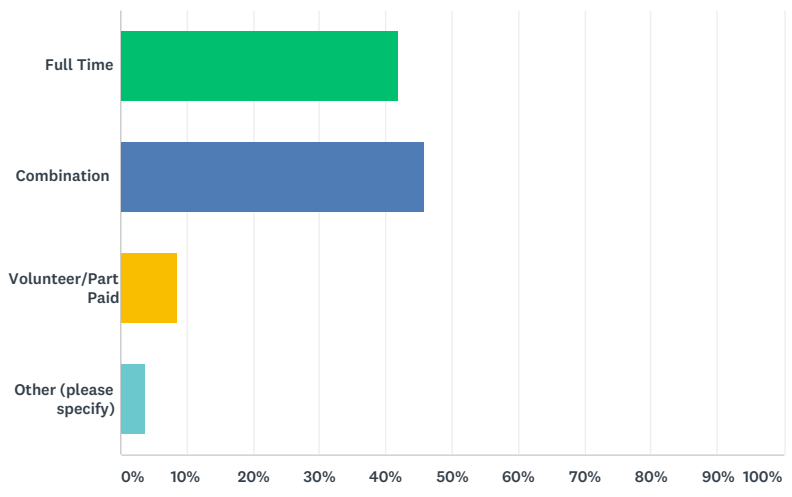
- . 72 Clinton Twp. Fire and Rescue
- . 73 Canton Township
- . 74 South Euclid Fire Dept.
- . 75 Wooster Division of Fire
- . 76 City of Hamilton
- . 77 Chagrin Falls Fire
- . 78 Warren City
- . 79 Sidney Department of Fire and Emergency Services
- . 80 Ashland Fire Division
- . 81 Washington Township Fire Department Dublin OH
- . 82 Greenfield Township Fire Department
- . 83 Truro Township
- . 84 Munson Fire Department
- . 85 Aurora
- . 86 Jefferson Twp. (Franklin County)
- . 87 Lawrence Twp Fire
- . 88 Jackson Township Fire Department
- . 89 Sylvania Fire-EMS
- . 90 Painesville Township
- . 91 Middletown Division of Fire
- . 92 Cambridge Fire Department
- . 93 Washington Township Fire Department - Dublin
- . 94 Goshen
- . 95 Lancaster Fire Department
- . 96 Granville Township FD

- . 97 Norwich Township
- . 98 Monroe Township Fire Department
- . 99 Glendale Fire Department
- . 100 Bainbridge Twp (Geauga Co)
- . 101 Violet Township Fire Department
- . 102 Fairlawn Fire Department
- . 103 Union Township Fire Department
- . 104 Westfield Fire & Rescue District
- . 105 Wadsworth

OFE Class 17

Q2 What type of fire department staffing do you have?

Answered: 105 Skipped: 0

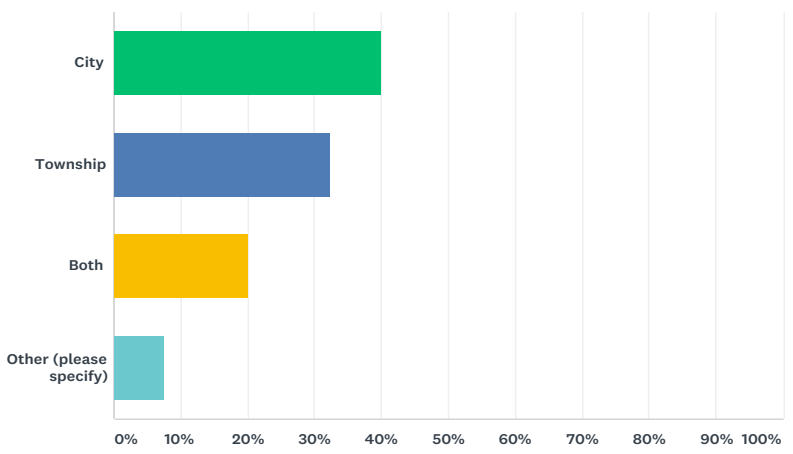


ANSWER CHOICES	RESPONSES	
Full Time	41.90%	44
Combination	45.71%	48
Volunteer/Part Paid	8.57%	9
Other (please specify)	3.81%	4
TOTAL		105

OFE Class 17

Q3 What type of community do you provide fire protection for?

Answered: 105 Skipped: 0

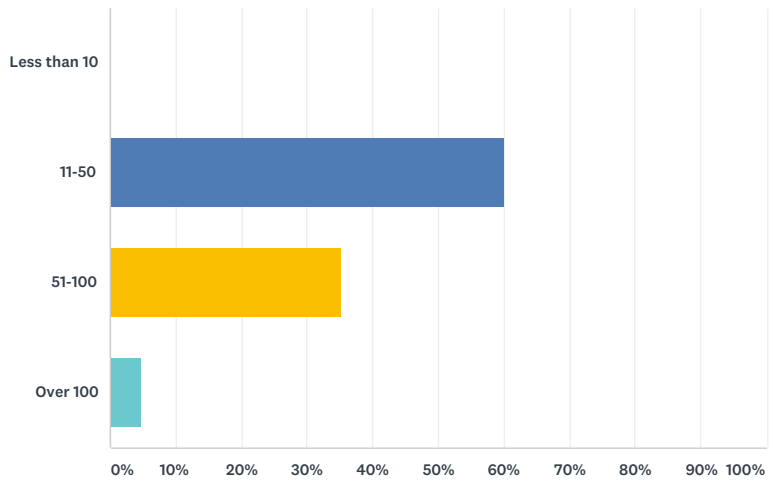


ANSWER CHOICES	RESPONSES	
City	40.00%	42
Township	32.38%	34
Both	20.00%	21
Other (please specify)	7.62%	8
TOTAL		105

OFE Class 17

Q4 Number of members on the department?

Answered: 105 Skipped: 0

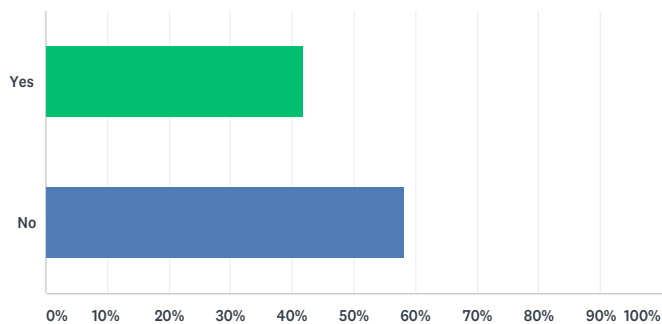


ANSWER CHOICES	RESPONSES	
Less than 10	0.00%	0
11-50	60.00%	63
51-100	35.24%	37
Over 100	4.76%	5
TOTAL		105

OFE Class 17

Q5 Do you have pre-fire plans for every commercial business in your jurisdiction?

Answered: 105 Skipped: 0

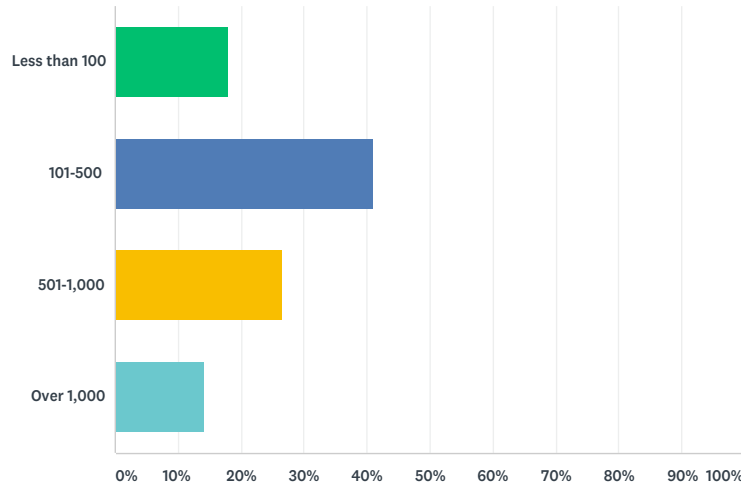


ANSWER CHOICES	RESPONSES	
Yes	41.90%	44
No	58.10%	61
TOTAL		105

OFE Class 17

Q6 How many commercial businesses do you have in your jurisdiction?

Answered: 105 Skipped: 0

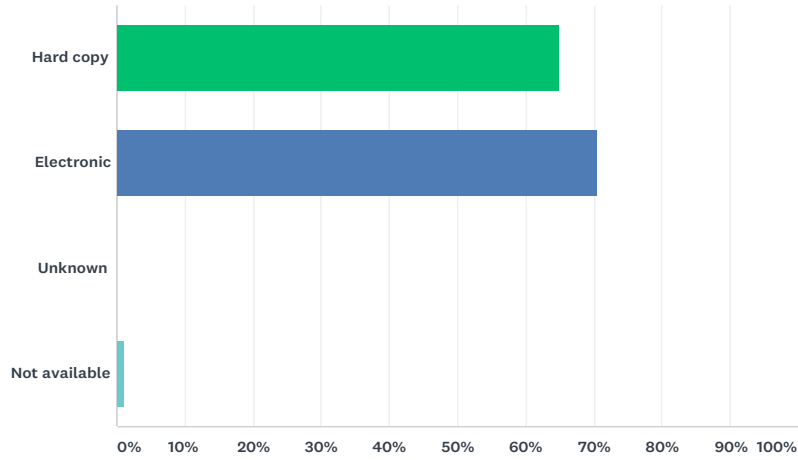


ANSWER CHOICES	RESPONSES	
Less than 100	18.10%	19
101-500	40.95%	43
501-1,000	26.67%	28
Over 1,000	14.29%	15
TOTAL		105

OFE Class 17

Q7 How are your fire pre-plans available to members?

Answered: 105 Skipped: 0

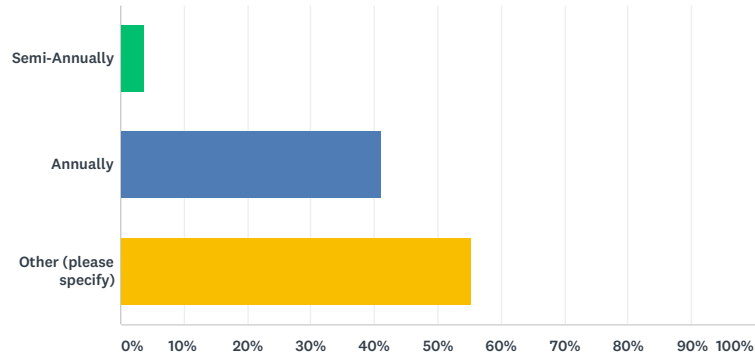


ANSWER CHOICES	RESPONSES
Hard copy	64.76% 68
Electronic	70.48% 74
Unknown	0.00% 0
Not available	0.95% 1
Total Respondents: 105	

OFE Class 17

Q8 How often are fire pre-plans completed?

Answered: 105 Skipped: 0

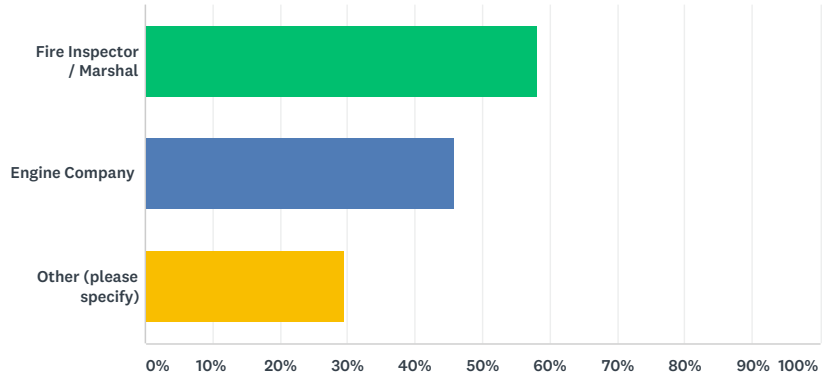


ANSWER CHOICES	RESPONSES	
Semi-Annually	3.81%	4
Annually	40.95%	43
Other (please specify)	55.24%	58
TOTAL		105

OFE Class 17

Q9 Who completes your fire pre-plans?

Answered: 105 Skipped: 0

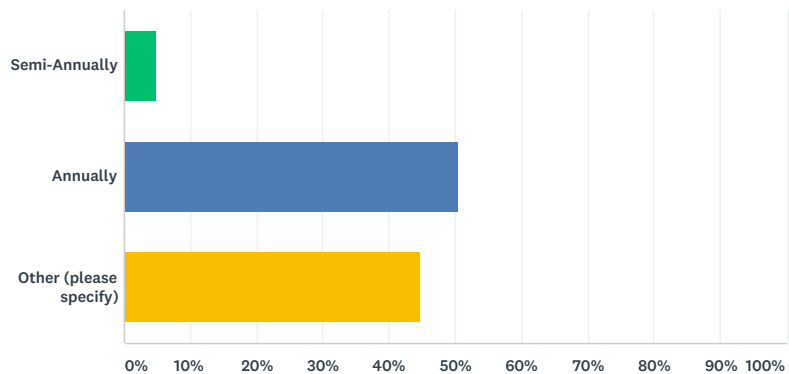


ANSWER CHOICES	RESPONSES	
Fire Inspector / Marshal	58.10%	61
Engine Company	45.71%	48
Other (please specify)	29.52%	31
Total Respondents: 105		

OFE Class 17

Q10 How often are your pre-plans reviewed?

Answered: 105 Skipped: 0

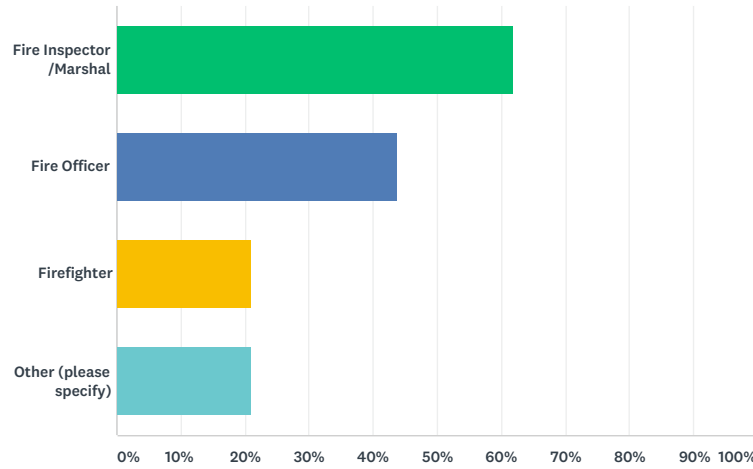


ANSWER CHOICES	RESPONSES	
Semi-Annually	4.76%	5
Annually	50.48%	53
Other (please specify)	44.76%	47
TOTAL		105

OFE Class 17

Q11 Who reviews your fire pre-plans?

Answered: 105 Skipped: 0

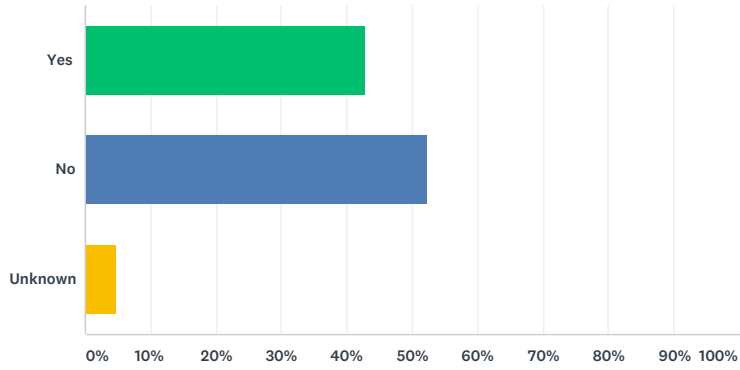


ANSWER CHOICES	RESPONSES	
Fire Inspector /Marshal	61.90%	65
Fire Officer	43.81%	46
Firefighter	20.95%	22
Other (please specify)	20.95%	22
Total Respondents: 105		

OFE Class 17

Q12 Do you have a split ISO class?

Answered: 105 Skipped: 0



ANSWER CHOICES	RESPONSES	
Yes	42.86%	45
No	52.38%	55
Unknown	4.76%	5
TOTAL		105

QUESTION 13 # What is your ISO rating?

- . 1 2
- . 2 4/4Y
- . 3 5 / 5Y
- . 4 2
- . 5 3
- . 6 3
- . 7 3
- . 8 5Y Guilford Township - 5 Village of Seville
- . 9 4/4Y
- . 10 4/4Y
- . 11 3
- . 12 04/4Y
- . 13 3
- . 14 4
- . 15 2
- . 16 3
- . 17 4
- . 18 4
- . 19 4
- . 20 4
- . 21 2
- . 22 4/4x
- . 23 4
- . 24 3/9

- . 25 3
- . 26 4
- . 27 5/8
- . 28 5
- . 29 4
- . 30 4
- . 31 3
- . 32 4
- . 33 2
- . 34 3
- . 35 1
- . 36 4
- . 37 Just completed ISO awaiting results , currently a 3.
- . 38 Village 5/ Township 8B
- . 39 3
- . 40 3
- . 41 3
- . 42 3
- . 43 2
- . 44 4
- . 45 1
- . 46 4/4X
- . 47 3
- . 48 4
- . 49 4

- . 50 1
- . 51 3/5
- . 52 2/4
- . 53 4
- . 54 5 in the village and 9 in the township
- . 55 3/3Y
- . 56 5/9 though we just had a review that has not come back.
- . 57 6-9
- . 58 4-4y
- . 59 6-8b
- . 60 3
- . 61 4
- . 62 3
- . 63 2-8B
- . 64 5/ 5x
- . 65 3
- . 66 2
- . 67 4/5
- . 68 Class 4
- . 69 2
- . 70 6/9
- . 71 8A
- . 72 9
- . 73 3/3y
- . 74 4

- . 75 3
- . 76 2
- . 77 5/3
- . 78 4
- . 79 3
- . 80 3/8
- . 81 ISO 1
- . 82 6/9
- . 83 3
- . 84 3/6/10
- . 85 3 & 8b
- . 86 3
- . 87 5
- . 88 2
- . 89 3
- . 90 3/3x
- . 91 3
- . 92 5
- . 93 1/1Y
- . 94 3/3Y
- . 95 2
- . 96 3/3Y/8B/9
- . 97 2/2X
- . 98 3/3Y
- . 99 2

- . 100 5/5Y
- . 101 2/2Y
- . 102 Three
- . 103 3
- . 104 5/5X
- . 105 4/4